


# Agilent 8560 EC Series Spectrum Analyzers Data Sheet

Agilent 8560EC 30 Hz to 2.9 GHz  
Agilent 8561EC 30 Hz to 6.5 GHz <sup>1</sup>  
Agilent 8562EC 30 Hz to 13.2 GHz  
Agilent 8563EC 30 Hz to 26.5 GHz  
Agilent 8564EC 30 Hz to 40 GHz  
Agilent 8565EC 30 Hz to 50 GHz

1. The 8561EC has been discontinued and replaced with 8562EC.



The Agilent 8560 EC Series spectrum analyzers have a color display, offer standard digitized fast time domain sweeps (Option 856xE-007 on the 8560 E Series), and are Class 3 MIL-rugged. The 8560 EC Series is identical to the 8560E Series in all other respects.



**Agilent Technologies**

## Frequency Specifications, Agilent 8560 EC Series

Unless noted, all specifications describe the instrument's warranted performance under the following conditions: 5-minute warm-up from ambient conditions, autocoupled controls, digital display, IF ADJ ON, REF LVL CAL adjusted, SECOND IF OUTPUT and 1ST LO OUTPUT terminated in 50  $\Omega$ . After a 30-minute warm-up, and over a temperature range of 20 °C to 30 °C, the preselector does not have to be peaked at each signal of interest; under these conditions factory preselector peak values are sufficient to meet all specifications. Typical performance is non-warranted. Supplemental characteristics are denoted by "nominal" and "approximately"; these constitute non-warranted functional performance information derived during the design process and are not tested on a continuing basis.

### Frequency range

	8560EC	8561EC	8562EC	8563EC	8564EC	8565EC
<b>Internal</b>	30 Hz <sup>2</sup> to	30 Hz <sup>2</sup> to	30 Hz <sup>2</sup> to	30 Hz <sup>1</sup> to	30 Hz <sup>1</sup> to	30 Hz <sup>1</sup> to
<b>mixing</b>	2.9 GHz	6.5 GHz	13.2 GHz	26.5 GHz	40 GHz	50 GHz
<b>External</b>	18 GHz to	18 GHz to	18 GHz to	18 GHz to	18 GHz to	18 GHz to
<b>mixing</b>	325 GHz	325 GHz	325 GHz	325 GHz	325 GHz	325 GHz

Frequency band	Harmonic mixing mode (N)
30 Hz to 2.9 GHz	1
2.75 GHz to 6.46 GHz	1
5.86 GHz to 13.2 GHz	2
12.4 GHz to 26.8 GHz	4
26.4 GHz to 31.15 GHz	4
31.0 GHz to 50 GHz	8

### Frequency reference

Temperature stability <sup>3</sup>		Option 856xEC-103
<b>Aging</b> (per year)	$\pm 1 \times 10^{-8}$	$\pm 1 \times 10^{-6}$
(per day nom.)	$\pm 1 \times 10^{-7}$	$\pm 2 \times 10^{-6}$
<b>Initial achievable accuracy</b>	$\pm 5 \times 10^{-10}$ (4)	
<b>Short-term warmup accuracy factors (nominal)</b>	$\pm 2.2 \times 10^{-8}$	$\pm 1 \times 10^{-6}$
5 minute	$\pm 1 \times 10^{-7}$	
15 minute	$\pm 1 \times 10^{-8}$	

### Frequency readout accuracy

(Start, stop, center and marker frequency functions)

Span > 2 MHz x N <sup>5</sup>	$\pm(\text{freq readout} \times \text{freq ref accuracy}^6 + 5\% \times \text{span} + 15\% \times \text{RBW} + 10 \text{ Hz})$
Span $\leq$ 2 MHz x N <sup>5</sup>	$\pm(\text{freq readout} \times \text{freq ref accuracy}^6 + 1\% \times \text{span} + 15\% \times \text{RBW} + 10 \text{ Hz})$

### Frequency counter accuracy

Marker count accuracy	$\pm(\text{marker freq} \times \text{freq ref accuracy}^7 + 2 \text{ Hz} \times \text{N}^5)$
(S/N $\geq$ 25 dB)	+1 LSD of counter)
Accuracy at 1 GHz	$\pm 225 \text{ Hz}$ (5-minute warm-up) <sup>7</sup>
(25 °C, 1 yr aging, marker resolution = 1 Hz)	$\pm 135 \text{ Hz}$ (15-minute warm-up) <sup>7</sup>
	$\pm 3003 \text{ Hz}$ (Option 856xEC-103)
Delta count accuracy	$\pm(\text{delta freq} \times \text{freq ref accuracy}^6$
(S/N $\geq$ 25 dB)	$+ 4 \text{ Hz} \times \text{N}^5$
Counter resolution	+2 LSD)
	Selectable from 1 Hz to 1 MHz

### Frequency span

<b>Range</b>	0, 100 Hz to full span
	(100 Hz x N <sup>5</sup> when using external mixers)
<b>Accuracy</b>	
Span > 2 MHz x N <sup>5</sup>	$\pm 5\%$
Span $\leq$ 2 MHz x N <sup>5</sup>	$\pm 1\%$

- Agilent 8563EC, 8564EC, 8565EC require Option 856xEC-006 for operation below 9 kHz.
- Agilent 8560EC, 8561EC, 8562EC minimum frequency in AC coupled mode is 100 kHz. In DC coupled mode minimum frequency is 30 Hz.
- 10 °C to +55 °C, referenced to 25 °C
- After 7 day warm-up
- N = harmonic mixing mode number
- Frequency reference accuracy = aging x time since last adjustment + initial achievable accuracy + temperature stability
- Short term warmup accuracy factors have been included in this calculation.

## Frequency Specifications, continued

### Sweep time

#### Range

Span = 0 Hz	50 $\mu$ s to 6000 s
Span $\pm$ 100 Hz	
RBW $\geq$ 300 Hz	50 ms to 2000 s
RBW $\leq$ 100 Hz	50 ms to 100 ks

#### Accuracy (Span = 0 Hz)

Sweep time $\geq$ 30 ms	$\pm$ 1% (digitized trace data)
Sweep time < 30 ms	$\pm$ 0.1% (digitized trace data)
Sweep trigger	Delayed, free run, single, line, video, external

### Resolution bandwidth

#### Range (–3 dB)

Option 856xEC-103 <sup>1</sup>	1 Hz to 1 MHz in a 1, 3, 10 sequence and 2 MHz (3 MHz at –6 dB)
--------------------------------	---

#### Accuracy

1 Hz to 300 kHz $\pm$ 10%	
1 MHz	$\pm$ 25%
2 MHz	+50%, –25%

#### Selectivity (–60 dB/–3 dB BW ratio)

RBW $\geq$ 300 Hz	< 15:1
RBW $\leq$ 100 Hz	< 5:1

**Video bandwidth range** 1 Hz to 3 MHz in a 1, 3, 10 sequence

### Noise sidebands (see Figure 1)

Center frequency  $\leq$  1 GHz

#### Offset

		Option 856xEC-103 <sup>1</sup>
100 Hz	$\leq -88$ dBc/Hz <sup>2</sup>	$\leq -70$ dBc/Hz <sup>2</sup>
1 kHz	$\leq -97$ dBc/Hz <sup>2</sup>	$\leq -90$ dBc/Hz <sup>2</sup>
10 kHz <sup>6</sup>	$\leq -113$ dBc/Hz <sup>3</sup>	$\leq -113$ dBc/Hz <sup>3</sup>
30 kHz <sup>6,8</sup>	$\leq -113$ dBc/Hz <sup>4</sup>	$\leq -113$ dBc/Hz <sup>4</sup>
100 kHz <sup>7</sup>	$\leq -117$ dBc/Hz <sup>5</sup>	$\leq -117$ dBc/Hz <sup>5</sup>

### Residual FM

(zero span, 10 Hz RBW)	< 1 Hz pk-pk x N <sup>9</sup> in 20 ms
	< 0.25 Hz pk-pk x N <sup>9</sup> in 20 ms (typical)
Option 856xEC-103	< 10 Hz pk-pk x N <sup>9</sup> in 20 ms

- Option 856xEC-103 is no longer offered.
- Add  $5.2 \times ((f/1 \text{ GHz}) - 1)$  for  $f > 1 \text{ GHz}$  and  $f \leq 2.9 \text{ GHz}$
- Add  $2.5 \times ((f/1 \text{ GHz}) - 1)$  for  $f > 1 \text{ GHz}$  and  $f \leq 2.9 \text{ GHz}$
- Add  $3.0 \text{ dB} \times ((f/1 \text{ GHz}) - 1)$  for  $f > 1 \text{ GHz}$  and  $f \leq 2.9 \text{ GHz}$
- Add 2 dB for  $f > 1 \text{ GHz}$  and  $f \leq 2.9 \text{ GHz}$
- RBW  $\leq$  1 kHz or span  $\leq$  745 kHz
- RBW  $\geq$  3 kHz or span  $>$  745 kHz
- Not specified at 30 kHz offset for Agilent 8564EC and Agilent 8565EC
- N = harmonic mixing mode number

## Amplitude Specifications, Agilent 8560 EC Series

### Range

Displayed average noise level (DANL) to +30 dBm

### Maximum safe input level

#### Average continuous power

+30 dBm (1 W, input attn  $\geq$  10 dB)

#### Peak pulse power

+50 dBm (100 W, input attn  $\geq$  30 dB)

( $\leq$  10 ms pulse width,  $<$  1% duty cycle)

#### Maximum DC input voltage

DC coupled  $\pm 0.2$  Vdc

AC coupled  $\pm 50$  Vdc<sup>1</sup>

### Displayed average noise level (DANL) (see Figure 2)

(0 dB attenuation, 1 Hz resolution bandwidth<sup>2</sup>)

	8560EC	8561EC	8562EC	8563EC	8564EC, 8565EC
30 Hz <sup>3</sup>	$\leq -90$ dBm	$\leq -90$ dBm	$\leq -90$ dBm	$\leq -90$ dBm	$\leq -90$ dBm
1 kHz <sup>3</sup>	$\leq -105$ dBm	$\leq -105$ dBm	$\leq -105$ dBm	$\leq -105$ dBm	$\leq -105$ dBm
10 kHz	$\leq -120$ dBm	$\leq -120$ dBm	$\leq -120$ dBm	$\leq -120$ dBm	$\leq -120$ dBm
100 kHz	$\leq -120$ dBm	$\leq -120$ dBm	$\leq -120$ dBm	$\leq -120$ dBm	$\leq -120$ dBm
1 MHz to 10 MHz	$\leq -140$ dBm	$\leq -140$ dBm	$\leq -140$ dBm	$\leq -140$ dBm	$\leq -140$ dBm
10 MHz to 2.9 GHz	$\leq -151$ dBm	$\leq -145$ dBm	$\leq -151$ dBm	$\leq -149$ dBm	$\leq -145$ dBm
2.9 GHz to 6.46 GHz		$\leq -145$ dBm	$\leq -148$ dBm	$\leq -148$ dBm	$\leq -147$ dBm
6.46 GHz to 13.2 GHz			$\leq -145$ dBm	$\leq -145$ dBm	$\leq -143$ dBm
13.2 GHz to 22.0 GHz				$\leq -140$ dBm	$\leq -140$ dBm
22.0 GHz to 26.8 <sup>4</sup> GHz				$\leq -139$ dBm	$\leq -136$ dBm
26.8 GHz to 31.15 GHz					$\leq -139$ dBm
31.15 GHz to 40 GHz					$\leq -130$ dBm
40 GHz to 50 GHz					$\leq -127$ dBm

### 1 dB gain compression

Maximum power at mixer = input power (dBm) – input attenuation (dB)

10 MHz to 2.9 GHz  $-5$  dBm

2.9 GHz to 6.46 GHz  $+0$  dBm<sup>5</sup>

6.46 GHz to 26.8 GHz  $-3$  dBm

26.8 GHz to 50 GHz  $+0$  dBm (nominal)

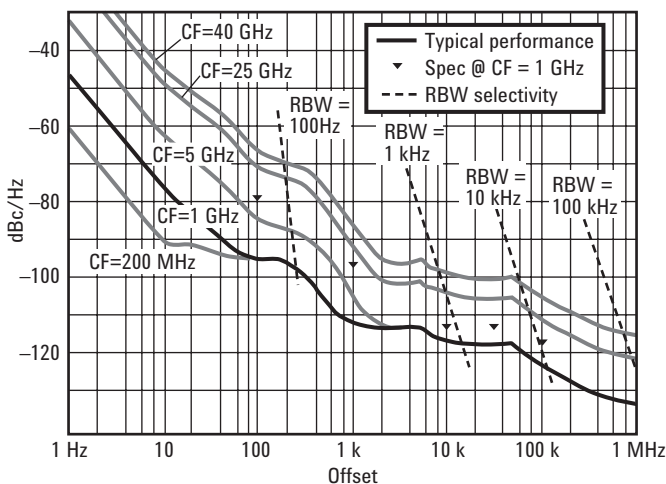


Figure 1. Noise sidebands normalized to 1 Hz BW versus offset from carrier.

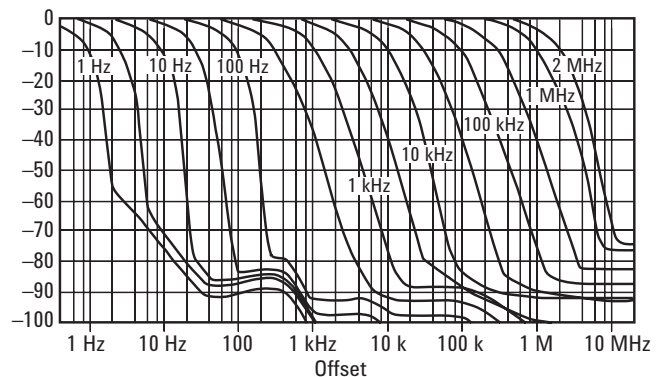


Figure 2. Typical on-screen dynamic range versus offset from 1 GHz center frequency for all RBWs (mixer level =  $-10$  dBm).

1. Not applicable to 8564EC and 8565EC.
2. For Option 856xEC-103, degrade DANL by 10 dB
3. Agilent 8563EC, 8564EC, 8565EC require Option 856xEC-006 for operation below 9 kHz
4. For Agilent 8563EC: 26.5 GHz
5. Agilent 8561EC:  $-3$  dBm

## Amplitude Specifications, continued

**Dynamic range** (see Figure 3)

**Compression to noise** <sup>1</sup>

	8560EC	8561EC	8562EC	8563EC	8564EC, 8565EC
10 MHz to 2.9 GHz	> 146 dB	> 140 dB	> 146 dB	> 144 dB	> 145 dB
2.9 GHz to 6.46 GHz		> 142 dB	> 148 dB	> 148 dB	> 147 dB
6.46 GHz to 13.2 GHz			> 142 dB	> 142 dB	> 140 dB
13.2 GHz to 22.0 GHz				> 137 dB	> 137 dB
22.0 GHz to 26.8 GHz				> 136 dB	> 133 dB
26.8 GHz to 31.15 GHz					> 139 dB
31.15 GHz to 40 GHz					> 130 dB
40 GHz to 50 GHz					> 127 dB

**Signal to distortion**

Harmonic <sup>2</sup>

	8560EC	8561EC	8562EC	8563EC	8564EC, 8565EC
20 MHz to 1.45 GHz	> 95 dB	> 88.5 dB	> 95 dB	> 94 dB	> 92 dB
1.45 GHz to 2 GHz		> 98.5 dB	> 111.5 dB	> 111.5 dB	> 111 dB
2 GHz to 3.25 GHz		> 119 dB	> 119 dB	> 119 dB	> 113.5 dB
3.25 GHz to 6.6 GHz			> 117.5 dB	> 117.5 dB	> 111.5 dB
6.6 GHz to 11 GHz				> 115 dB	> 110 dB
11 GHz to 13.4 GHz				> 114.5 dB	> 108 dB
13.4 GHz to 15.6 GHz					> 109.5 dB
15.6 GHz to 20 GHz					> 105 dB
20 GHz to 25 GHz					> 103.5 dB

**Intermodulation** <sup>3</sup>

	8560EC	8561EC	8562EC	8563EC	8564E, 8565EC
10 MHz to 2.9 GHz	> 108 dB	> 103 dB	> 108 dB	> 107 dB	> 104 dB
2.9 GHz to 6.46 GHz		> 107 dB	> 108.5 dB	> 108.5 dB	> 108 dB
6.46 GHz to 13.2 GHz			> 101.5 dB	> 101.5 dB	> 100 dB
13.2 GHz to 22.0 GHz				> 98 dB	> 98 dB
22.0 GHz to 26.8 GHz				> 97.5 dB	> 95.5 dB
26.8 GHz to 31.15 GHz					> 101 dB (nominal)
31.15 GHz to 40 GHz					> 95 dB (nominal)
40 GHz to 50 GHz					> 93 dB (nominal)

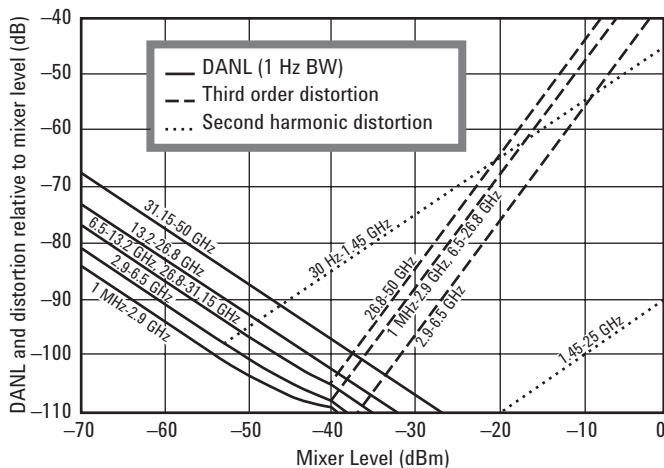


Figure 3. Agilent 8560 EC Series nominal dynamic range

1. (1dB compression - DANL) for Option 856xEC-103, degrade compression to noise dynamic range by 10 dB

2. 0.5 x (SHI - DANL at 2 x input frequency) for Option 856xEC-103, degrade harmonic (SHI) dynamic range by 5 dB

3. 0.67 x (TOI - DANL) for Option 856xEC-103, degrade intermodulation (TOI) dynamic range by 6.67 dB

## Amplitude Specifications, continued

### Spurious responses

#### General spurious responses

(Mixer level –40 dBm)  $< (-75 + 20 \times \log N)^1$  dBc

#### Second harmonic distortion

Input signal	Mixer level	Distortion	SHI
20 MHz to 1.45 GHz	–40 dBm	$\leq -79$ dBc <sup>2</sup>	+39 dBm <sup>2</sup>
1.45 GHz to 2 GHz	–10 dBm <sup>3</sup>	$\leq -85$ dBc <sup>3</sup>	+75 dBm <sup>3</sup>
2 GHz to 13.25 GHz			
8562E, 8563E	–10 dBm	$\leq -100$ dBc	+90 dBm
8564E, 8565E	–10 dBm	$\leq -90$ dBc	+80 dBm
13.25 GHz to 25 GHz	–10 dBm	$\leq -90$ dBc	+80 dBm

#### Third order intermodulation distortion

(Two –30 dBm signals,  $\geq 1$  kHz apart)

	Mixer level	Distortion	TOI
20 MHz to 2.9 GHz	–30 dBm each	$\leq -82$ dBc <sup>4</sup>	+11 dBm
2.9 GHz to 6.46 GHz	–30 dBm each	$\leq -90$ dBc	+15 dBm
6.46 GHz to 26.8 GHz	–30 dBm each	$\leq -75$ dBc	+7.5 dBm
26.8 GHz to 50 GHz	–30 dBm each	$\leq -85$ dBc (nominal)	+12.5 dBm (nominal)

#### Image responses

	Mixer level	
10 MHz to 26.8 GHz	–10 dBm	–80 dBc
26.8 GHz to 50 GHz	–30 dBm	–60 dBc

#### Multiple and out-of-band responses

	Mixer level	
10 MHz to 26.8 GHz	–10 dBm	–80 dBc
26.8 GHz to 50 GHz	–30 dBm	–55 dBc

### Residual responses

$\leq -90$  dBm, for the range from 200 kHz to 6.46 GHz, no input signal, 0 dB input attenuation

### Display range

Viewing area	Color display, approximately 9.6 cm (v) x 13 cm (h)
Scale calibration	10 x 10 divisions
Log scale	10, 5, 2, 1 dB per division
Linear scale	10% of reference level per division

### Scale fidelity

	Incremental	Maximum
Log range	0 to –90 dB	0 to –90 dB
RBW $\geq 300$ Hz	$\pm 0.1$ dB/dB	$\pm 0.85$ dB
RBW $\leq 100$ Hz	$\pm 0.2$ dB/2 dB	$\pm 0.85$ dB <sup>5</sup>
Linear range	$\pm 3\%$ of reference level	

### Reference level range

#### Log, adjustable in 0.1 dB steps

30 Hz to 31.15 GHz	–120 to +30 dBm
31.15 GHz to 50 GHz	–115 to +30 dBm

#### Linear, adjustable in 1% steps

30 Hz to 31.15 GHz	2.2 mV to 7.07 V
31.15 GHz to 50 GHz	3.98 mV to 7.07 V

1. Excluding display-related sidebands at multiples of 60 Hz

2. Agilent 8561EC: distortion –72 dBc, SHI +32dBm

3. Agilent 8561EC: mixer level –20 dBm, distortion –72 dBc, SHI +52 dBm

4. Agilent 8561EC –78 dB distortion with two –30 dBm signals, 9 dBm TOI

5. Maximum for 0 to –100 dB is  $\pm 1.5$  dB

## Amplitude Specifications, continued

**Frequency response** in dB, 10 dB input attenuation, dc coupled  
relative / typical relative / absolute <sup>2</sup> / typical absolute <sup>3</sup>

	8560EC	8561EC	8562EC	8563EC	8564EC, 8565EC
100 MHz to 2 GHz	0.7/0.7/-/-		0.9/0.8/-/-	1.0/0.8/-/-	0.9/0.8/-/-
30 Hz to 2.9 GHz	1/0.8/1.5/1.0	1.0/0.7/1.75/1.0	1.25/0.8/1.8/1.0	1.25/0.8/1.8/1.0	1.0/0.8/1.5/1.0
2.9 GHz to 6.46 GHz		1.5/1.1/2.5/1.5	1.5/1.1/2.5/1.5	1.5/1.0/2.4/1.5	1.7/1.4/2.6/1.8
6.46 to 13.2 GHz			2.2/1.5/2.9/2.0	2.2/1.5/2.9/2.0	2.6/2.2/3.0/2.8
13.2 to 22 GHz				2.5/1.5/4.0/2.5	2.5/2.5/4.0/3.5
22 to 26.8 GHz				3.3/2.2/4.0/2.5	3.3/2.2/4.5/4.0
26.8 to 31.15 GHz					3.1/2.9/4.0/3.0
31.15 GHz to 40 GHz (Agilent 8564EC)					2.6/2.4/4.0/3.2
31.15 GHz to 50 GHz (Agilent 8565EC)					3.2/3.0/4.0/4.0

### Band switching uncertainty

±1 dB (added to relative frequency response for between-band measurements)

### Calibrator output

300 MHz x (1 ± frequency reference accuracy <sup>4</sup>) at -10 dBm ±0.3 dB

### Input attenuator

**Switching uncertainty** (referenced to 10 dB attenuation)

30 Hz to 2.9 GHz for 20 to 70 dB settings of input attenuator:

±0.6 dB/10 dB step, 1.8 dB maximum

Repeatability ±0.1 dB (nominal)

### IF gain uncertainty

±1 dB (0 to -80 dBm reference levels with 10 dB input attenuation)

### IF alignment uncertainty

±0.5 dB (additional uncertainty only when using 300 Hz RBW)

### Resolution bandwidth switching uncertainty

±0.5 dB (relative to 300 kHz RBW)

### Pulse digitization uncertainty

(pulse response mode, PRF > 720/sweep time)

	Log	Linear
RBW ≤ 1 MHz	< 1.25 dB pk-pk	< 4% of ref level
RBW = 2 MHz	< 3 dB pk-pk	< 12% of ref level
Standard Deviation (RBW < 1 MHz)		< 0.2 dB (nominal)

### Time-gated spectrum analysis

#### Gate delay <sup>5</sup>

	Edge mode
Range	3 μs to 65.535 ms
Resolution	1 μs
Accuracy	±1 μs
(From GATE TRIGGER INPUT to positive edge of GATE OUTPUT)	

#### Gate length

Range	1 μs to 65.535 ms
Resolution	1 μs
Accuracy	±1 μs
(From positive edge to negative edge of GATE OUTPUT)	

#### Level mode

≤ 0.5 μs

1. Operation below 9 kHz requires Option 856xEC-006

2. Absolute flatness values referenced to 300 MHz CAL OUT

3. Typical values at 25 °C

4. Frequency reference accuracy = aging x time since last adjustment + initial achievable accuracy + temperature stability

5. Up to 1 μs jitter due to 1 μs resolution of gate delay clock

## Amplitude Specifications, continued

---

### Delayed sweep

<b>Trigger modes</b>	Free run, line, external, video
<b>Range</b>	
Sweep time < 30 ms	–9.9 ms to +65.535 ms
Sweep time ≥ 30 ms	+2 $\mu$ s to +65.535 ms
<b>Resolution</b>	1 $\mu$ s
<b>Accuracy</b>	±1 $\mu$ s

---

### Demodulation

#### Spectrum demodulation

Modulation type	AM and FM
Audio output	Speaker and phone jack with volume control
Marker pause time	100 ms to 60 s (nominal)

## Inputs/Outputs, Agilent 8560 EC Series

(All values are nominal)

---

### Front panel connectors

#### RF input

Agilent 8560EC, 8561EC, 8562EC, 8563EC	Type N female, 50 $\Omega$
(Option 856xEC-026, Agilent 8563EC only)	APC 3.5 mm male, 50 $\Omega$
Agilent 8564EC, 8565EC	APC 2.4 mm male, 50 $\Omega$

VSWR ( $\geq 10$  dB atten)

30 Hz to 2.9 GHz < 1.5:1 dB

2.9 GHz to 50 GHz < 2.3:1 dB

LO emission level

(average with 10 dB atten)  $\leq -80$  dBm

#### IF input

SMA female, 50  $\Omega$

Frequency 310.7 MHz

Full screen level –30 dBm

Gain compression –23 dB

**First LO output** SMA female, 50  $\Omega$

Frequency 3.000 - 6.8107 GHz

Amplitude +16.5 dBm  $\pm 2.0$  dB

**Cal output** BNC female, 50  $\Omega$

**Probe power** +15 Vdc, –12.6 Vdc, and Gnd (150 mA max each)

---

### Rear panel connectors

#### Earphone

Sub-miniature mono jack, 0.2 W into 4  $\Omega$

#### 10 MHz REF in/out

Shared BNC female, 50  $\Omega$

Output freq accuracy

$\pm(10$  MHz x freq ref accuracy)

Output amplitude

0 dBm

Input amplitude

–2 to +10 dBm

#### Video output

BNC, 50  $\Omega$

Amplitude (RBW  $\geq 300$  Hz)

0 to +1 V full scale

#### LO sweep frequency analog voltage output

(LO sweep or V/GHz function selectable from the front panel, BNC female, 120  $\Omega$ )

##### LO sweep output

0 to 10 V (no load)

##### Frequency analog voltage output (internal mixer mode)

Output ramp voltage proportional to start and stop frequencies.

Transfer function: 0.5 V/GHz.

##### 0.5 V/GHz output (external mixer mode)

Output ramp voltage proportional to LO frequency: (LO = 3 to 6.8107 GHz).

Transfer function: (1.5 V/GHz x LO frequency (GHz) –0.2054)  $\pm 50$  mV (typ).



## Inputs/Outputs, Agilent 8560 EC Series, continued

<b>Blanking/gate</b>	
<b>Output</b>	Shared BNC female, 50 $\Omega$
Blanking mode	
During sweep	Low TTL level
During retrace	High TTL level
Gate mode	
Gate on	High TTL level
Gate off	Low TTL level
<b>External/gate</b>	
<b>Trigger input</b>	Shared BNC female, > 10 k $\Omega$ Settable to high TTL or low TTL IEEE-488 bus connector
<b>GPIB</b>	
Interface functions	SH1, AH1, T6, L4, LE0, RL1, PP1, DC1, DT1, C1, C28, TE0, SR1
Direct printer output	Supports HP 3630A PaintJet printer, HP 2225A ThinkJet printer
Direct plotter output	Supports HP 7225A/7440A/7470A/7475A/7550A

## Options

### *Option 856xEC-001 second IF output, Agilent 8560 EC Series*

(all values are nominal)

3 dB bandwidth NF conversion gain	8560EC	8561EC	8562EC	8563EC	8564EC, 8565EC
30 Hz to 2.9 GHz <sup>1</sup>	> 25 MHz 24 dB 1.2 dB	> 25 MHz 25 dB -6.5 dB	> 25 dB 20 dB -1.2 dB	> 25 MHz 25 dB -1.2 dB	> 25 MHz 28 dB -1.2 dB
2.9 GHz to 6.5 GHz		> 30 MHz 26 dB -1 dB	> 30 MHz 22 dB -3 dB	> 30 MHz 22 dB -1 dB	> 30 MHz 23 dB -1 dB
6.5 GHz to 13.2 GHz			> 37 MHz 26 dB -5.7 dB	> 37 MHz 26 dB -5.7 dB	> 37 MHz 28 dB -5.7 dB
13.2 GHz to 22 GHz				> 45 MHz 30 dB -8 dB	> 45 MHz 32 dB -8 dB
22 GHz to 26.8 GHz				> 45 MHz 32 dB -8 dB	> 45 MHz 35 dB -8 dB
26.8 GHz to 31.15 GHz					> 25 MHz 28 dB -9 dB
31.15 GHz to 40 GHz					> 25 MHz 38 dB -19 dB
40 GHz to 50 GHz					> 25 MHz 42 dB -23 dB

### *Option 8560EC-002 Built-in tracking generator <sup>2</sup>*

#### Frequency specifications

<b>Frequency range</b>	300 kHz to 2.9 GHz
<b>Accuracy</b>	
After peaking	$\pm$ (frequency reference accuracy x tuned frequency + 5% x span + 295 Hz)
<b>Tracking drift</b> (nominal)	Usable in 1 kHz RBW after 5 minutes warm-up. Usable in 300 Hz RBW after 30-minute warm-up.
<b>Minimum RBW</b>	300 Hz <sup>3</sup>

1. DC coupled for frequencies below 100 kHz. Option 856xEC-006 required for operation below 9 kHz in Agilent 8563EC, 8564EC, 8565EC.

2. Option 8560EC-002 is no longer offered.

3. Tracking generator not usable with resolution bandwidths  $\leq$  100 Hz.

## Options, continued

### Amplitude specifications

Output level	–10 dBm to +1 dBm 10 dBm to +2.8 dBm (typical)
Resolution	0.1 dB
<b>Accuracy</b>	
Vernier	$\pm 0.20$ dB, $\pm 0.5$ dBm max (25 °C $\pm 10$ °C)
Absolute	$\pm 0.75$ dB
Level flatness	$\pm 2.0$ dB
Effective source match	1.92:1 (nominal)
Total absolute accuracy	$\pm 3.25$ dB

### Spurious output (at +1 dBm output power)

Harmonic spurious	–25 dBc
Non-harmonic spurious	
300 kHz to 2.0 GHz	–27 dBc
2.0 GHz to 2.9 GHz	–23 dBc
LO feedthrough	–16 dBm (3.9 GHz to 6.8 GHz)
Residuals (RF-power-off)	–78 dBm (300 kHz to 2.9 GHz)

### Dynamic range

TG feedthrough <sup>1</sup>	
300 kHz to 1 MHz	–95 dBm
1 MHz to 2.7 GHz	–115 dBm
2.7 GHz to 2.9 GHz	–110 dBm

Dynamic range <sup>2</sup>	
300 kHz to 1 MHz	96 dB
1 MHz to 2.7 GHz	116 dB
2.7 GHz to 2.9 GHz	111 dB

<b>Power sweep</b>	10 dB range, 0.1 dB resolution
--------------------	--------------------------------

### Inputs/outputs

<b>RF output</b> (front panel)	Type-N female, 50 $\Omega$ (nominal)
Maximum safe reverse level	+ 30 dBm, $\pm 30$ Vdc

<b>External ALC input</b> (rear panel)	BNC female use with negative detector
--	---------------------------------------

1. Leakage measured with maximum power into 50  $\Omega$ , with 50  $\Omega$  loads on the TG output and RF input.

2. Difference between maximum power output and tracking generator feedthrough.

## Environmental Specifications, Agilent 8560 EC Series

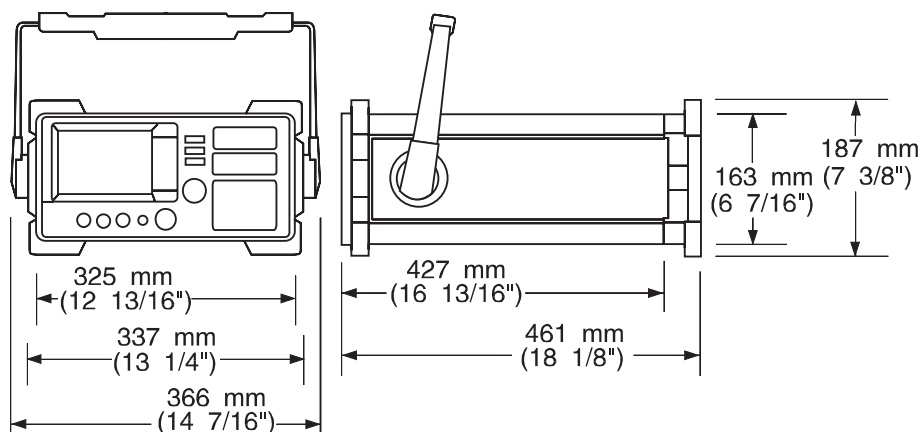
Per MIL-PRF-28800F, Class 3

### Calibration interval

Agilent 8560EC, 8561EC, 8562EC, 8563EC:	2 years
Agilent 8564EC, 8565EC:	1 year
<b>Warm-up time</b>	5 minutes in ambient conditions
<b>Temperature</b>	0 °C to +55 °C (operating); –40 °C to +75 °C (not operating)
<b>Humidity</b>	95% @ 40 °C for 5 days
<b>Rain resistance</b>	Drip-proof at 16 liters/hour/sq. ft.
<b>Altitude</b>	15,000 ft. (operating), 50,000 ft. (non-operating)
<b>Pulse shock</b> (half sine)	30 g for 11 ms duration
<b>Transit drop</b>	8-inch drop on six faces and eight corners
<b>Electromagnetic compatibility:</b>	Conducted and radiated interference in compliance with CISPR Pub. 11 (1990). Meets Mil-STD-461C, part 2, with certain exceptions.
Power requirements:	115 VAC operation: 90 to 140 V rms, 3.2 A rms max, 47 to 440 Hz 230 VAC operation: 180 to 250 V rms, 1.8 A rms max, 47 to 66 Hz

### Maximum power dissipation

Agilent 8560EC, 8561EC, 8562EC, 8563EC	180 W
Agilent 8564EC, 8565EC:	260 W
<b>Audible noise</b> (nominal):	< 5.0 Bels power at room temp (ISO DP7779)
Dimensions (w/o handle, cover):	337 mm W x 187 mm H x 461 mm D
<b>Weight</b> (nominal)	
Agilent 8560EC, 8561EC, 8562EC, 8563EC:	16.5 kg (36 lbs)
Agilent 8564EC, 8565EC:	17.3 kg (38 lbs)





### Agilent Email Updates

**[www.agilent.com/find/emailupdates](http://www.agilent.com/find/emailupdates)**  
Get the latest information on the products and applications you select.



### Agilent Direct

**[www.agilent.com/find/agilentdirect](http://www.agilent.com/find/agilentdirect)**  
Quickly choose and use your test equipment solutions with confidence.



### **[www.agilent.com/find/open](http://www.agilent.com/find/open)**

Agilent Open simplifies the process of connecting and programming test systems to help engineers design, validate and manufacture electronic products. Agilent offers open connectivity for a broad range of system-ready instruments, open industry software, PC-standard I/O and global support, which are combined to more easily integrate test system development.

## Remove all doubt

Our repair and calibration services will get your equipment back to you, performing like new, when promised. You will get full value out of your Agilent equipment throughout its lifetime. Your equipment will be serviced by Agilent-trained technicians using the latest factory calibration procedures, automated repair diagnostics and genuine parts. You will always have the utmost confidence in your measurements.

Agilent offers a wide range of additional expert test and measurement services for your equipment, including initial start-up assistance, onsite education and training, as well as design, system integration, and project management.

For more information on repair and calibration services, go to:

**[www.agilent.com/find/removealldoubt](http://www.agilent.com/find/removealldoubt)**

## **[www.agilent.com](http://www.agilent.com)**

For more information on Agilent Technologies' products, applications or services, please contact your local Agilent office. The complete list is available at:

**[www.agilent.com/find/contactus](http://www.agilent.com/find/contactus)**

### **Americas**

Canada	(877) 894-4414
Latin America	305 269 7500
United States	(800) 829-4444

### **Asia Pacific**

Australia	1 800 629 485
China	800 810 0189
Hong Kong	800 938 693
India	1 800 112 929
Japan	0120 (421) 345
Korea	080 769 0800
Malaysia	1 800 888 848
Singapore	1 800 375 8100
Taiwan	0800 047 866
Thailand	1 800 226 008

### **Europe & Middle East**

Austria	0820 87 44 11
Belgium	32 (0) 2 404 93 40
Denmark	45 70 13 15 15
Finland	358 (0) 10 855 2100
France	0825 010 700*
	*0.125 € fixed network rates
Germany	01805 24 6333**
	**0.14€/minute
Ireland	1890 924 204
Israel	972-3-9288-504/544
Italy	39 02 92 60 8484
Netherlands	31 (0) 20 547 2111
Spain	34 (91) 631 3300
Sweden	0200-88 22 55
Switzerland (French)	41 (21) 8113811(Opt 2)
Switzerland (German)	0800 80 53 53 (Opt 1)
United Kingdom	44 (0) 118 9276201

Other European Countries:

**[www.agilent.com/find/contactus](http://www.agilent.com/find/contactus)**

Revised: October 24, 2007

Product specifications and descriptions in this document subject to change without notice.

© Agilent Technologies, Inc. 2001-2008  
Printed in USA, February 22, 2008  
5968-8156E



**Agilent Technologies**